

Safe-ari™  
Learning Safety  
from the  
Experts in the Savannah



## **SITUATIONAL AWARENESS SAFETY ON THE SAVANNAH**

### **Purpose:**

To present you with an opportunity to improve your situational awareness  
In a way that you will have a tool, images and stories that wake you up  
So that each person in your life will be safer.

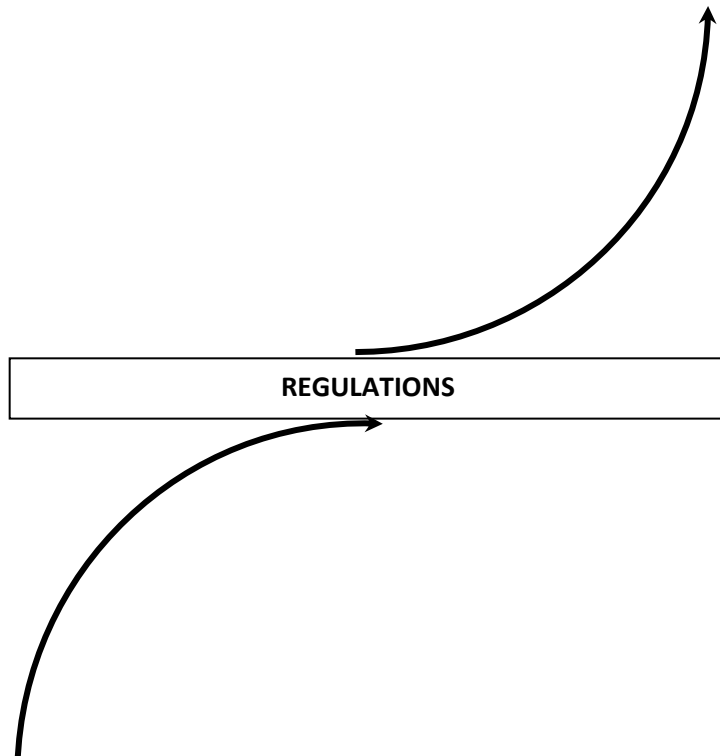
### **Products:**

1. Shift in awareness
2. Engage life differently
3. Learn from other groups that are specialists
4. Situational awareness will be your new “automatic”
5. Interest in becoming a “safety safari” guide




## Process:


Situational Awareness is traditionally presented as an academic topic growing from John Boyd in the early years of Top Gun schooling in the 40's. He found that pilots gained a competitive advantage using the OODA Loop; observe, orient, decide and act. This is a tactical approach to the subject. "Safety on the Savannah" takes people out of their "normal" environment and lets them learn about situational awareness from population groups that are experts. For those living in the Savannah, situational awareness is a matter of life and death. If you get injured, you are dinner. Join us on a tour.



- Ownership
- Engaged
- Involved
- Compliant
- Complacent



Legal / OSHA Vision	Business Excellence Vision
<ul style="list-style-type: none"> <li>• Compliance</li> <li>• Legal</li> <li>• Rules-based</li> <li>• Rules-based with punishment</li> <li>• Tell people; give directions</li> <li>• Me</li> <li>• Victims</li> <li>• Manager</li> <li>• Servants</li> <li>• Bosses decide</li> <li>• "Their" vision</li> <li>• Prescription mindset</li> <li>• "They" know best for us</li> <li>• Programs</li> <li>• Check-lists</li> <li>• Enforcers</li> <li>• Us/them</li> <li>• Top down</li> <li>• Output metrics</li> <li>• Safety is a silo / department topic</li> </ul>	<ul style="list-style-type: none"> <li>• Be the best</li> <li>• Business superiority</li> <li>• Principle-based</li> <li>• Education-based with celebration</li> <li>• Talk with people; have conversations</li> <li>• Group</li> <li>• Victors</li> <li>• Leaders</li> <li>• Masters</li> <li>• Bosses enable</li> <li>• My vision</li> <li>• Risk management mindset</li> <li>• We know best for us</li> <li>• Process</li> <li>• Continuous improvement</li> <li>• Facilitators</li> <li>• We collaborate</li> <li>• Bottom up</li> <li>• Input metrics</li> <li>• Safety is a unifying mgmt philosophy</li> </ul>



### Philosophy:

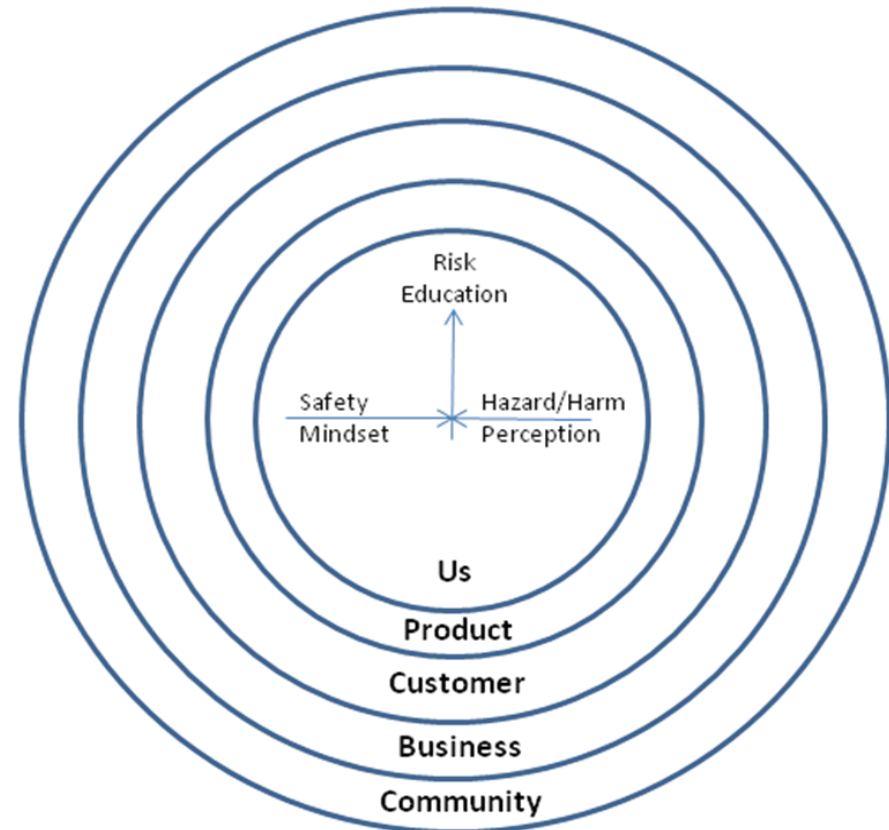
To put people first in the running of the business


In a way that inspires them to excellence through a safety mindset

So that us, our product, our customer, our business and our community benefit.

### Outcomes:

1. People wanting to be involved in the daily operations of the business
2. A Safety mindset is understood to be at the heart of business excellence
3. Introduction to Situational Awareness in Safety
4. Introduction to the concept of Hazard/Harm identification and the assessment of risk
5. Rings of Safety tailored to business specific issues





## 23 Pages of Laminated Discussion Guides

### Situational Awareness



#### Slide 5 Follow the Footprints...Be a Hazard Tracker

##### Story Points

- Footprints: Use all of your senses to guide your search. Tracks tell "who , how many and when"
- Bushwhacking - protection from branches while driving


##### Learning Points

- Understanding your factory playing field strengthens risk assessment capability & effectiveness of actions and controls implemented
- Can you look at something and see the potential hazard, determine the severity and controls?

##### Conversation/Activity

- What do you notice about the tracks? Who do they belong to? Which animal came first?
- What do the footprints of existing & potential hazards look like here?
- How can we become better hazard trackers in our plant?


##### Options, Comments & Ideas



## Situational Awareness Lessons Learned

- Understand what controls are in place for my safety.
- Effective risk assessment depends on accurate, up-to-date information, which is developed through experience.
- Hazards leave footprints; following them helps us assess risk and develop controls.
- Pay attention to your gut and don't worry about looking foolish in front of your peers.
- The animals NEVER assume they are safe.
- We don't have eyes in the back of our heads. Team up for a 360 view.
- Automatically assume a high level of risk and protect those who are unaware.
- Understand and respect the boundaries.
- Recognize the hazard and don't underestimate its threat.
- Complacency is deadly.
- Don't forget what hidden hazards looked like.
- There are no "do-over's" on the Savannah.
- Minimize worry by assessing the situation & risk; then go about your business until something changes.
- Design, practice and follow a strategy. Know your capabilities.
- Know your situation by being situationally aware and go home safe every day at peace (and in one piece).





## Results Generated

Using a pre-and-post survey with the Likert scale (1-7 rating), plus comments, at a recent large group (n=48) delivery of the safari delivered the following results:

- 30% improvement in understanding what situational awareness means
- 90% improvement in listing three situational awareness concepts
- 40% improvement in helping other people think about their own awareness
- 50% improvement in comfort of leading a toolbox talk on situational awareness
- 90% improvement in generating a year's worth of situational awareness topics
- 50% improvement in listing three ways people are NOT situationally aware
- 50% improvement in knowing how to incorporate situational awareness into daily actions

The very next day, a union safety rep was using the phrase “hippo heads” to raise-up safety concerns.

								<b>Level 7</b>	
								<b>Level 6</b>	Group size: 15 8 days / 7 nights
		Management preparation sessions required before crossing this line						<b>Level 5</b>	Safe-ari™ Guide group work <i>Executive Development</i>
								<b>Level 4</b>	"Toolbox talks" 10 min./group <i>Customization</i> Real Safari Workshop in Africa
			<b>Level 3</b>	Candidate Pool 2 days	<i>Safe-ari™ Guide Graduation</i>	Integrate client situations/video	Integrate client situations/video		
		<b>Level 2</b>	Small groups; Mgmt. debrief 4 hr/group	<i>Becoming Leaders</i>	On The Floor Implementation	On The Floor Implementation	On The Floor Implementation		
	<b>Level 1</b>	Large Group (40) 2-3 hr/group	<i>Deeper Dive to Consciousness</i>	Safe-ari™ Guide Training	Safe-ari™ Guide Training	Safe-ari™ Guide Training	Safe-ari™ Guide Training		
	Conference style 1hr	<i>Raising Awareness</i>	Application at specific location	Application	Application	Application	Application		
	<i>Orientation Safari</i>	Workshop	Workshop	Workshop	Workshop	Workshop	Workshop		
	Keynote	Keynote	Keynote	Keynote	Keynote	Keynote	Keynote		
<b>TAKE-AWAYS</b>	Post Cards	Lapel Pins	Playing Cards Screen Savers	Posters	Laminated Cards Safari Cap Safari Shirt	Childrens Book On-line Training	Personalized Photos and stories		
<b>LEARNING OBJECTIVES</b>	Key situational awareness learning points shared	Explore selected learning points for deeper understanding. Awake to the possibilities.	Bridge to daily activities.	Build hazard awareness capabilities.	Laminates cascade from GM by monthly theme for toolbox talks with supporting competitions.	The learning platform is enhanced by depicting real situations as animals on the prowl.	Create a true internalization of situational awareness & safety 1st in senior people		

 M  
O  
D  
U  
L  
E  
S